



PoE12-30W / PoE12-60W / PoE12-90W

2.5GbE PoE+ Injector / 5GbE PoE++ Injector / 10GbE PoE++ Injector

As demands for connection from networking devices such as IP phones, IP cameras and access points increase, deployment complexity and cost rise as well. For less cable usage and investment, Power over Ethernet (PoE) technology provides both data connection and electrical power to devices through just one cable without power-socket restriction. Featured with the benefits of PoE technology, Zyxel's PoE Injectors, all provide super-fast LAN connectivity with high-power budget; easily connect to PoE devices over Cat 5e or above cable. PoE12-30W supports PoE+ standard while PoE12-60W and PoE12-90W support PoE++ standard, they ensure interoperability with other standard-based PoE-capable devices.

Benefits

Higher network speed boosts network performance

Zyxel PoE injectors are designed to meet the rising demand for high-speed networking devices, including WiFi 7 and WiFi 6 access points, PTZ surveillance cameras, and advanced POS terminals. The PoE12-30W model is equipped with a 2.5GbE Multi-Gig ports, delivering network speeds of up to 2.5Gbps. Meanwhile, the PoE12-60W* and PoE12-90W models come with 5GbE and 10GbE Multi-Gig ports, respectively, supporting speeds of up to 10Gbps.

* The PoE12-60W supports 10GbE speeds over Cat 6a or higher cables, up to a maximum distance of 30 meters.



Multi-Gig Port

PoE12-30W: 1/2.5GbE
PoE12-60W: 1/2.5/5GbE
PoE12-90W: 1/2.5/5/10GbE



PoE Power Budget

PoE12-30W: 30W
PoE12-60W: 60W
PoE12-90W: 90W



PoE Standard

PoE12-30W: IEEE 802.3at PoE+
PoE12-60W: IEEE 802.3bt PoE++
PoE12-90W: IEEE 802.3bt PoE++



Easy Installation

Plug-and-play desktop or wall-mounted deployments



Robust Protection

Overloading and short-circuit protection

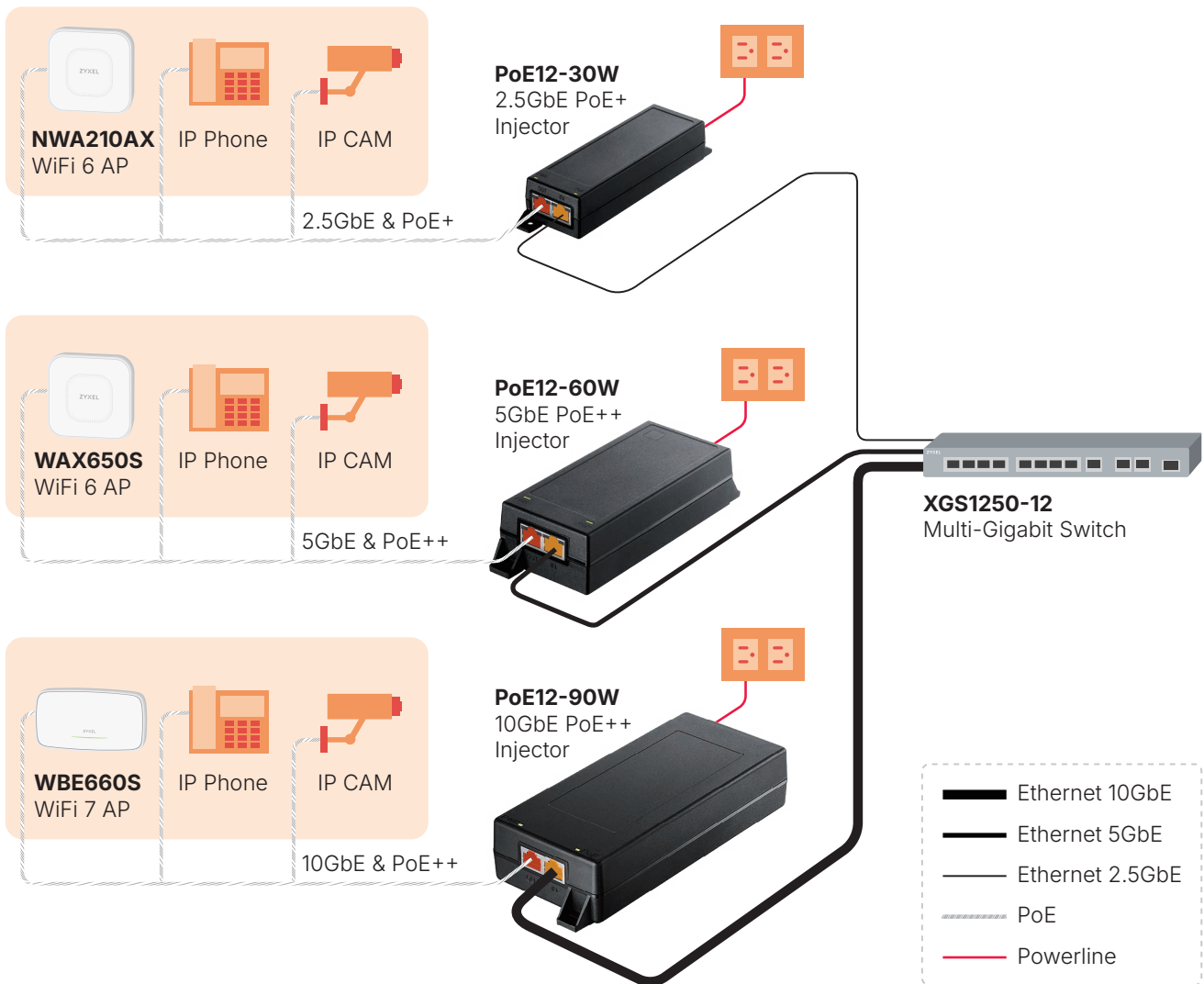
Larger power budget powers more PD devices

PoE12-30W complies with IEEE 802.3at PoE+ standard, while PoE12-60W and PoE12-90W comply with IEEE 802.3bt PoE++ standard to provide PoE power budget up to 30W, 60W and 90W, respectively. Both models ensure interoperability and compatibility with other standard-based PoE-capable devices. They ease the installation for wireless LAN expansion by offering an alternative to external DC power to Access Points while the network only deployed non-PoE Ethernet Switches.




Easy to use with robust protection

Installation is incredibly easy—simply connect the Injector to an Ethernet switch and the designated PoE device to provide both power and data traffic across the entire network. Its compact and lightweight design allows for easy installation, facilitating deployment of PoE devices in areas where power outlets are unavailable. Zyxel PoE Injectors also include overload and short circuit protection, immediately shutting down power in case of issues, preventing any potential damage to your equipment.

Application Diagram



Specifications

Model	PoE12-30W	PoE12-60W	PoE12-90W	
Product name	2.5GbE PoE+ Injector	5GbE PoE++ Injector	10GbE PoE++ Injector	
				
Port Density				
Total port count	2	2	2	
100M/1G/2.5G (Data)	1	-	-	
100M/1G/2.5G (Power/Data)	1	-	-	
100M/1G/2.5G/5G/10G (Data)	-	1*	1	
100M/1G/2.5G/5G/10G (Power/Data)	-	1*	1	
PoE				
Total PoE budget (watts)	30	60	90	
IEEE 802.3at (PoE+)	Out port	-	-	
IEEE 802.3bt (PoE++, 60 W)	-	Out port	-	
IEEE 802.3bt (PoE++, 90 W)	-	-	Out port	
Power				
Input	100 - 240V 1.0A, 50/60Hz	100 - 240V 2.0A, 50/60Hz	100 - 240V 2.0A, 50/60Hz	
Max AC power consumption (watts)	34.90 (includes 30W PoE output)	74.70 (includes 60W PoE output)	101.88 (includes 90W PoE output)	
AC idle power consumption (watts)	0.070	0.126	0.138	
Physical Specifications				
Item	Dimensions (WxDxH)(mm/in.)	140 × 45.5 × 30/ 5.51 × 1.79 × 1.18	140 × 65 × 38.5/ 5.51 × 2.56 × 1.52	196.25 × 80 × 39.8/ 7.73 × 3.15 × 1.57
	Weight (g/lb.)	144/0.32	278/0.61	456/1.01
Packing	Dimensions (WxDxH)(mm/in.)	171 × 121 × 42/ 6.73 × 4.76 × 1.65	168 × 142 × 47/ 6.61 × 5.59 × 1.85	205 × 155 × 47/ 8.07 × 6.1 × 1.85
	Weight (g/lb.)	918/2.02	1120/2.47	651/1.44
	Included accessories	Power cord	Power cord	Power cord
ESD/Surge Protections				
ESD (air/contact)	8KV/4KV	15KV/8KV	8KV/4KV	
Surge	+/-2KV	+/-6KV	+/-2KV	
Environmental Specifications				
Operating	Temperature	-10°C to 45°C/14°F to 113°F	-10°C to 40°C/14°F to 104°F	-10°C to 40°C/14°F to 104°F
	Humidity	5% to 90% (non-condensing)	5% to 90% (non-condensing)	5% to 90% (non-condensing)
Storage	Temperature	-25°C to 70°C/-13°F to 158°F	-25°C to 65°C/-13°F to 149°F	-25°C to 65°C/-13°F to 149°F
	Humidity	5% to 90% (non-condensing)	5% to 90% (non-condensing)	5% to 90% (non-condensing)
MTBF @ 25°C (hr)	1,869,569	1,892,473	988,470	
Heat dissipation (BTU/hr)	119.08	254.88	45.21	

* The PoE12-60W supports 10GbE speeds over Cat 6a or higher cables, up to a maximum distance of 30 meters.

Standard

- IEEE 802.3u 100BASEX
- IEEE 802.3ab 1000BASE-T
- IEEE 802.3bz 2.5G/5GBASE-T
- IEEE 802.3an 10G BASE-T (PoE12-60W*, PoE12-90W)
- IEEE 802.3af PoE
- IEEE 802.3at PoE plus
- IEEE 802.3bt (60W) PoE over 4 pair (PoE12-60W)
- IEEE 802.3bt (90W) PoE over 4 pair (PoE12-90W)

LED Indicator

- PWR
- PoE

Certification

- Safety
 - LVD EN 62368-1
 - BSMI
- EMC class B
 - CE
 - EAC
 - FCC
 - BSMI
- RoHS compliant
- UL 62368-1 (PoE12-90W only)

Warranty

- Limited life-time warranty**

* The PoE12-60W supports 10GbE speeds over Cat 6a or higher cables, up to a maximum distance of 30 meters.

** Warranty terms, service availability, and service response times may vary from country or region to country or region.

Ordering Information

Model	EAN	PN
PoE12-30W	4718937650927	POE12-30W-USAM01F
	4718937620234	POE12-30W-US0101F
	4718937621668	POE12-30W-GB0101F
	4718937620227	POE12-30W-EU0101F
	4718937624553	POE12-30W-JP0101F
PoE12-60W	4718937650972	POE12-60W-USAM01F
	4718937620258	POE12-60W-US0101F
	4718937621675	POE12-60W-GB0101F
	4718937620241	POE12-60W-EU0101F
PoE12-90W	4718937651085	POE12-90W-USAM01F
	4718937638192	POE12-90W-US0101F
	4718937638185	POE12-90W-GB0101F
	4718937638178	POE12-90W-EU0101F

For more product information, visit us on the web at www.zyxel.com

Copyright © 2026 Zyxel and/or its affiliates. All rights reserved.
All specifications are subject to change without notice.



06/03/26